




SPELD NSW

Making Spelling Stick

Visual Scaffolds





ay



ai



a



e


ail


ain

aint


eat

ate







ake



ape







ace




age




a







ff



ss



ll



zz



bb



pp



tt



mm



nn



gg



dd

Doubling Rule



✓ 1 vowel **a e i o u**

✓ 1 ending consonant

✓ **bb pp tt gg dd**



Drop the ~~e~~

1

word ends with
silent e

2

+ vowel suffix

give~~e~~

+ing

=

giving

Change **y** → **i** ?

+ suffix



fly + es = fl**ies**

copy + ed = cop**ied**

+ing or
vowel has **y**



fly**ing**
stay**s**



The **f** → **ve** Plural Rule

1

f → **ve**

2

+ **s**



loaf



loaves





ee




ee




e




e



Y




e





lley



key



e a



e a



e